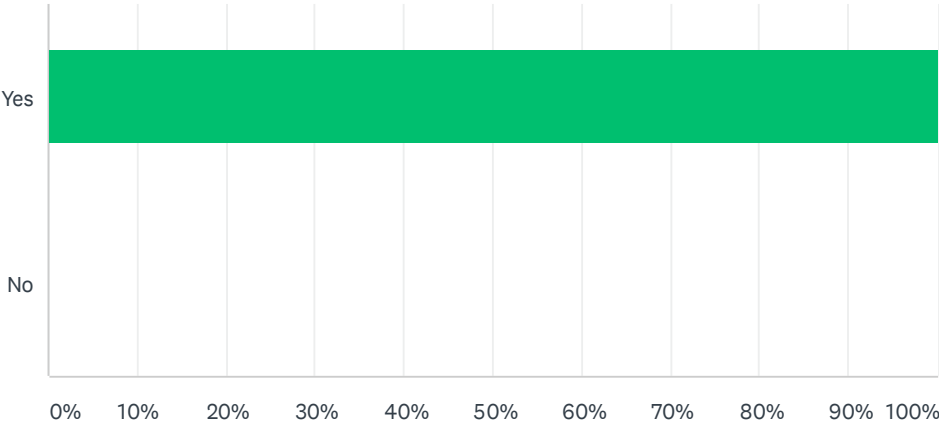


Q1 Do you agree that you are more than 18 years old; you have read and understood the information above; and that you voluntarily participate in this survey?

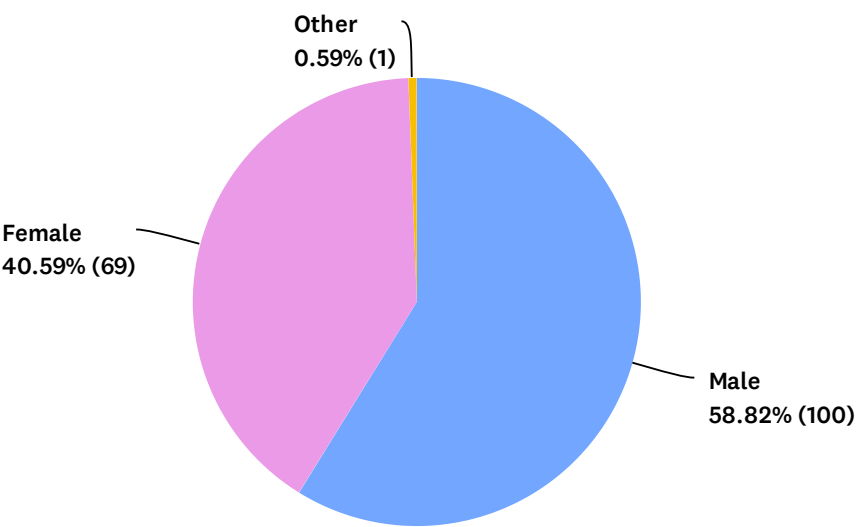
Answered: 192 Skipped: 0



ANSWER CHOICES	RESPONSES	
Yes	100.00%	192
No	0.00%	0
TOTAL		192

Q2 What is your gender?

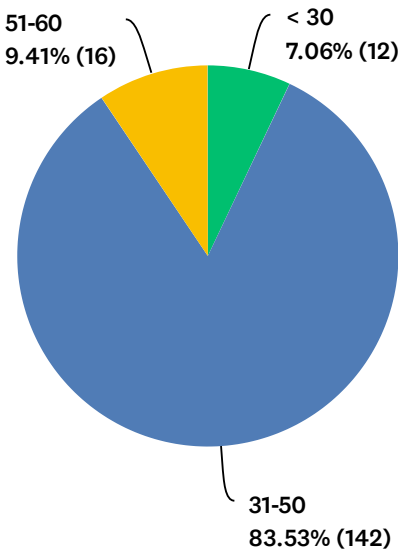
Answered: 170 Skipped: 22



ANSWER CHOICES		RESPONSES	
Male		58.82%	100
Female		40.59%	69
Other		0.59%	1
TOTAL			170

Q3 What is your age?

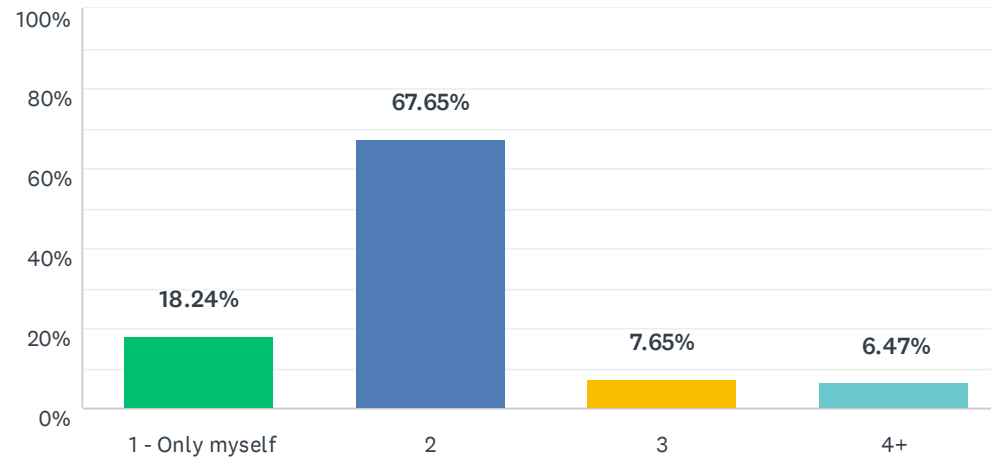
Answered: 170 Skipped: 22



ANSWER CHOICES	RESPONSES	
< 30	7.06%	12
31-50	83.53%	142
51-60	9.41%	16
61+	0.00%	0
TOTAL		170

Q4 How many adults live in your home (including yourself)?

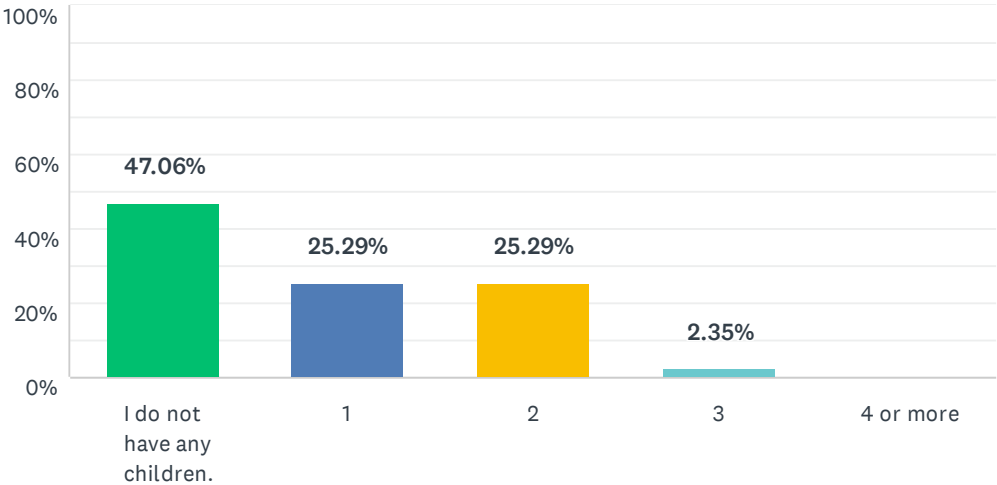
Answered: 170 Skipped: 22



ANSWER CHOICES	RESPONSES	
1 - Only myself	18.24%	31
2	67.65%	115
3	7.65%	13
4+	6.47%	11
TOTAL		170

Q5 How many children (not adults) are living in your home?

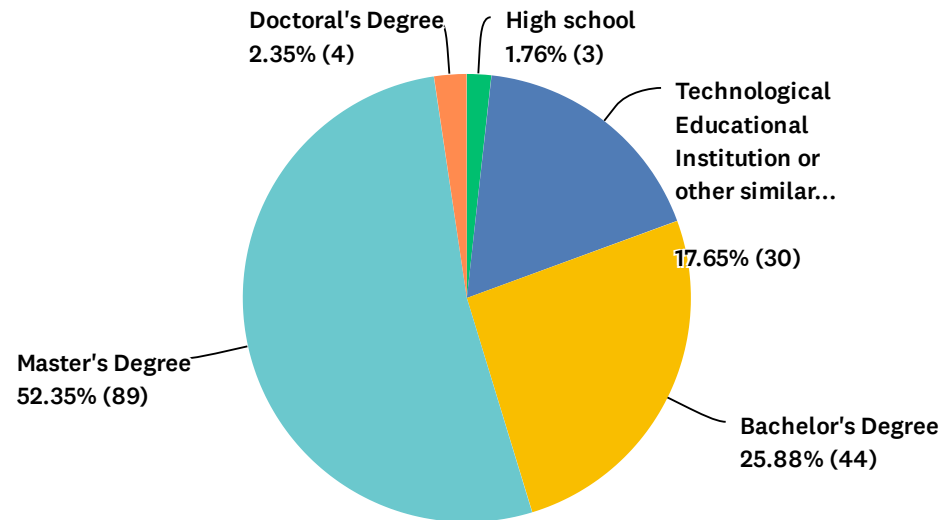
Answered: 170 Skipped: 22



ANSWER CHOICES	RESPONSES	
I do not have any children.	47.06%	80
1	25.29%	43
2	25.29%	43
3	2.35%	4
4 or more	0.00%	0
TOTAL		170

Q6 What is your highest educational level?

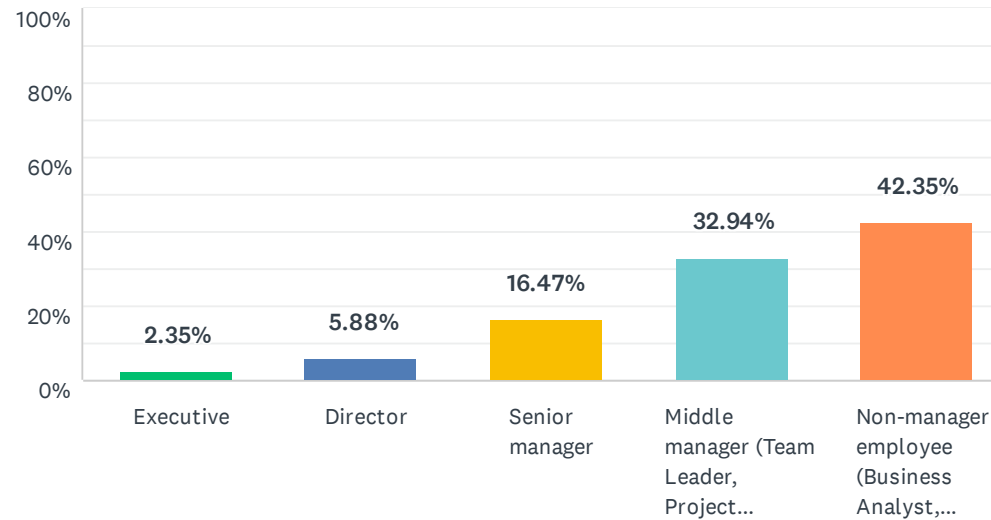
Answered: 170 Skipped: 22



ANSWER CHOICES	RESPONSES	
High school	1.76%	3
Technological Educational Institution or other similar degree	17.65%	30
Bachelor's Degree	25.88%	44
Master's Degree	52.35%	89
Doctoral's Degree	2.35%	4
TOTAL		170

Q7 What is your current (latest) work level?

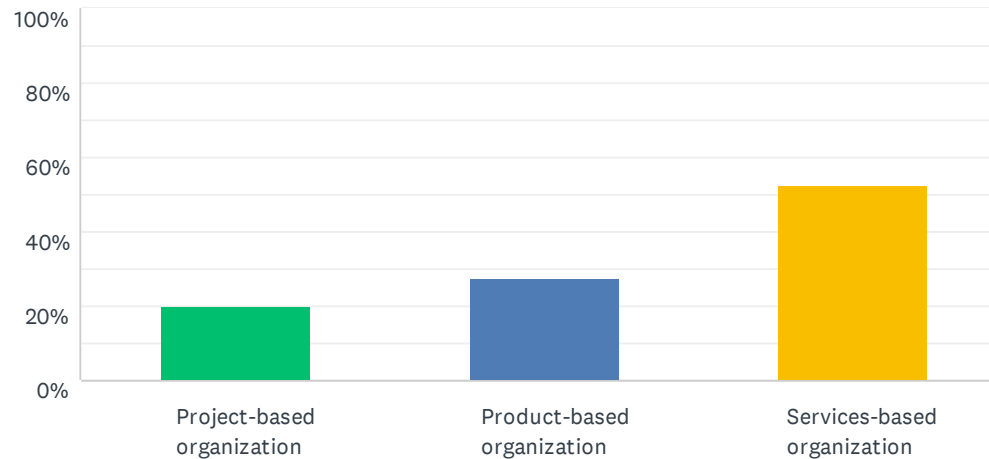
Answered: 170 Skipped: 22



ANSWER CHOICES	RESPONSES	
Executive	2.35%	4
Director	5.88%	10
Senior manager	16.47%	28
Middle manager (Team Leader, Project Manager)	32.94%	56
Non-manager employee (Business Analyst, Developer, Tester, Service desk representative, etc.)	42.35%	72
TOTAL		170

Q8 What is the organization structure of the company you are working at?

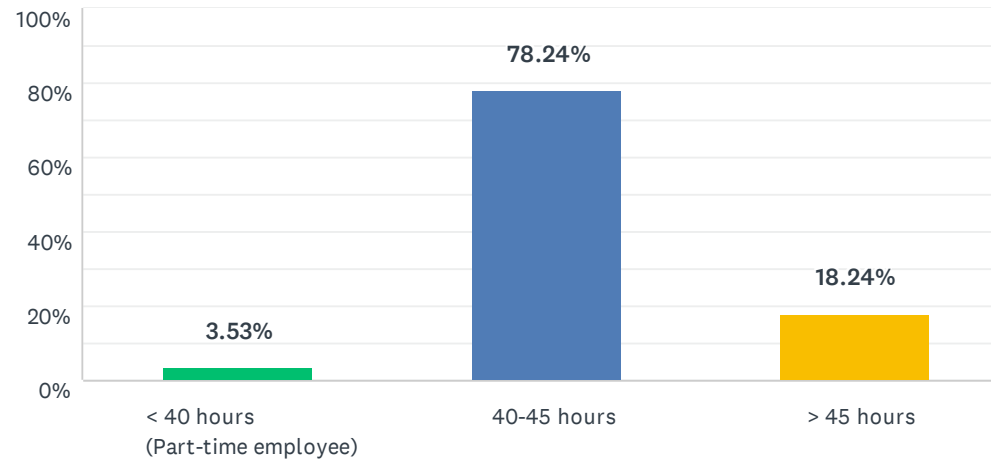
Answered: 170 Skipped: 22



ANSWER CHOICES	RESPONSES	
Project-based organization	20.00%	34
Product-based organization	27.65%	47
Services-based organization	52.35%	89
TOTAL		170

Q9 Total number of working hours per week (as per your contract):

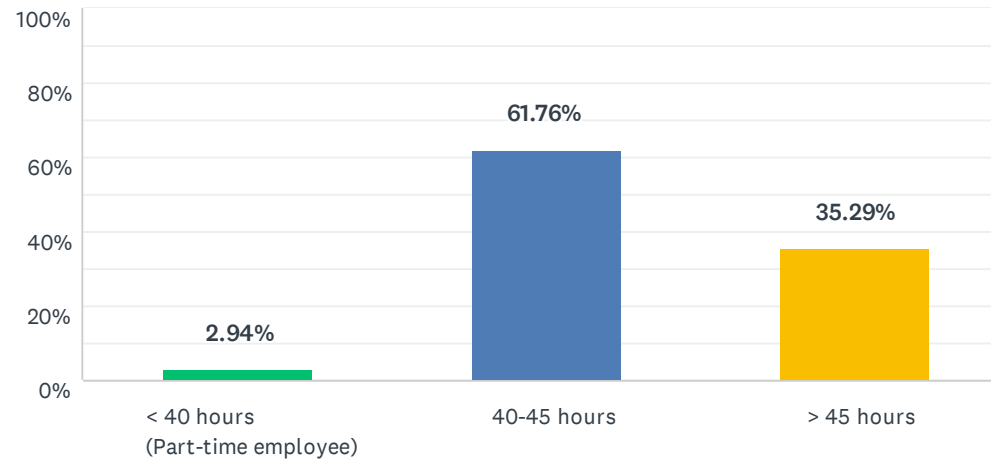
Answered: 170 Skipped: 22



ANSWER CHOICES	RESPONSES	
< 40 hours (Part-time employee)	3.53%	6
40-45 hours	78.24%	133
> 45 hours	18.24%	31
TOTAL		170

Q10 Actual total number of working hours per week, prior to Covid-19 pandemic crisis:

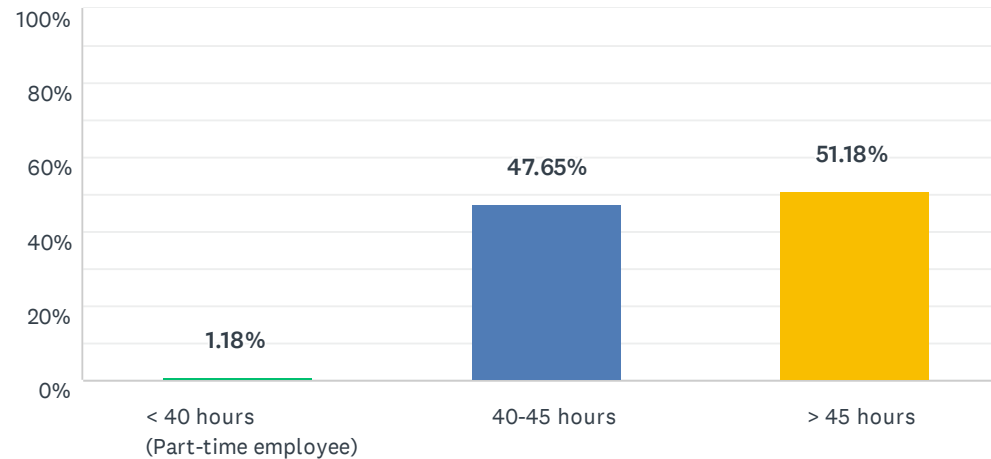
Answered: 170 Skipped: 22



ANSWER CHOICES	RESPONSES	
< 40 hours (Part-time employee)	2.94%	5
40-45 hours	61.76%	105
> 45 hours	35.29%	60
TOTAL		170

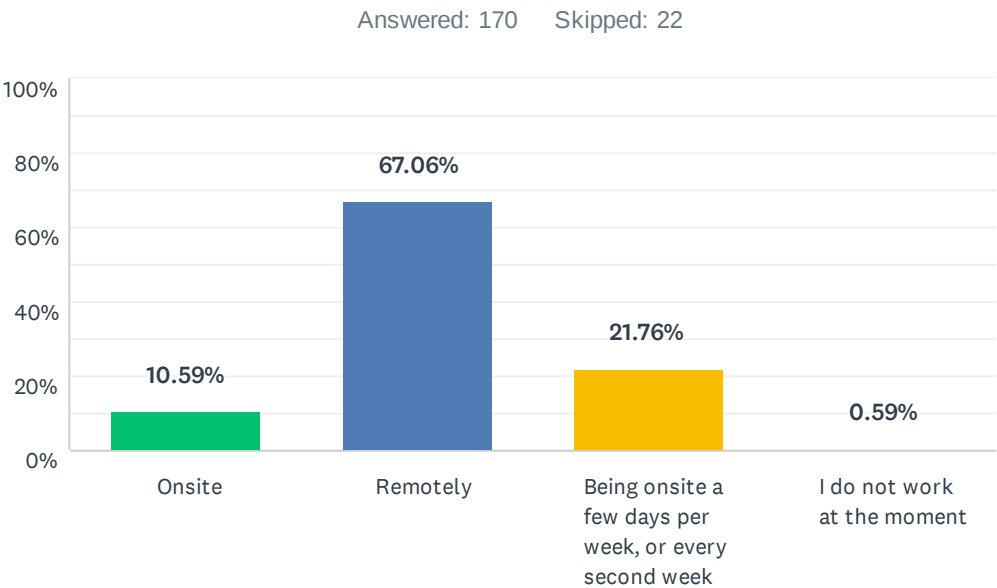
Q11 Actual total number of working hours per week, following Covid-19 pandemic crisis:

Answered: 170 Skipped: 22



ANSWER CHOICES	RESPONSES	
< 40 hours (Part-time employee)	1.18%	2
40-45 hours	47.65%	81
> 45 hours	51.18%	87
TOTAL		170

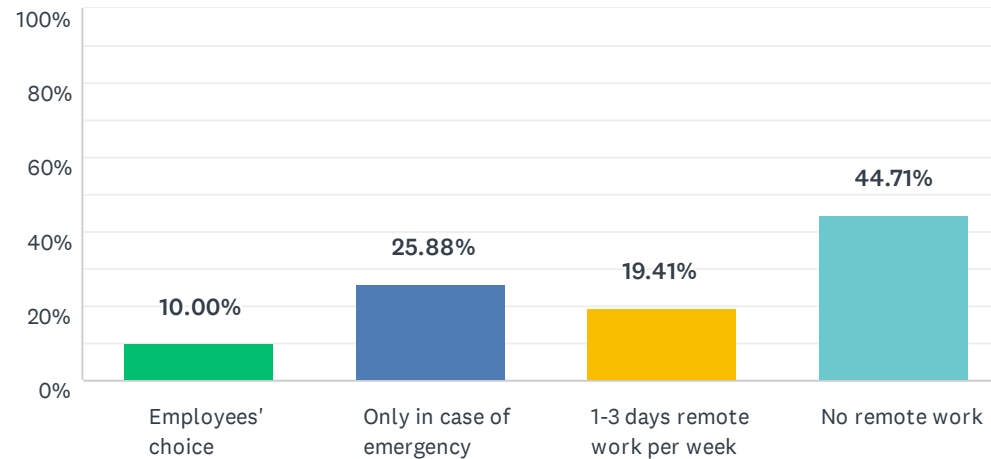
Q12 Are you currently working onsite or remotely?



ANSWER CHOICES	RESPONSES	
Onsite	10.59%	18
Remotely	67.06%	114
Being onsite a few days per week, or every second week	21.76%	37
I do not work at the moment	0.59%	1
TOTAL		170

Q13 Prior to Covid-19 pandemic crisis, did your company support remote work?

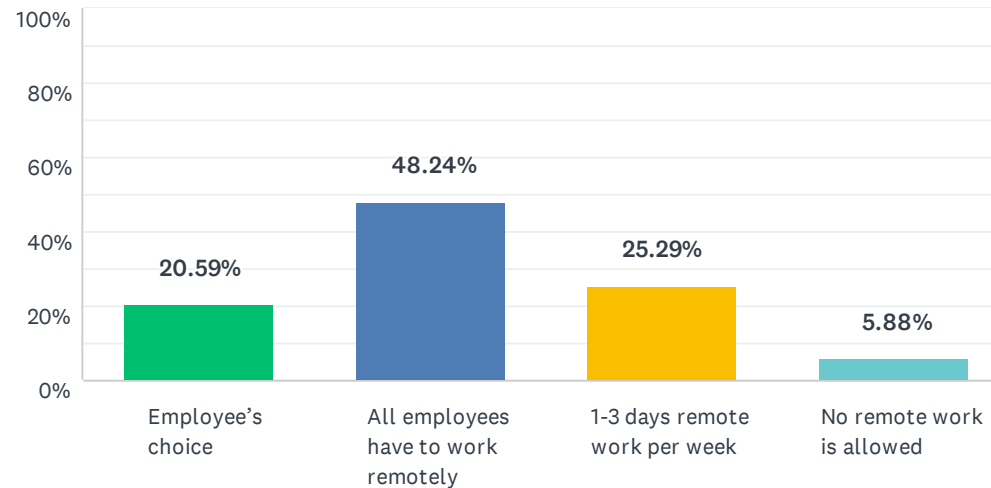
Answered: 170 Skipped: 22



ANSWER CHOICES	RESPONSES	
Employees' choice	10.00%	17
Only in case of emergency	25.88%	44
1-3 days remote work per week	19.41%	33
No remote work	44.71%	76
TOTAL		170

Q14 Following Covid-19 pandemic crisis (early 2020), does your company support remote work?

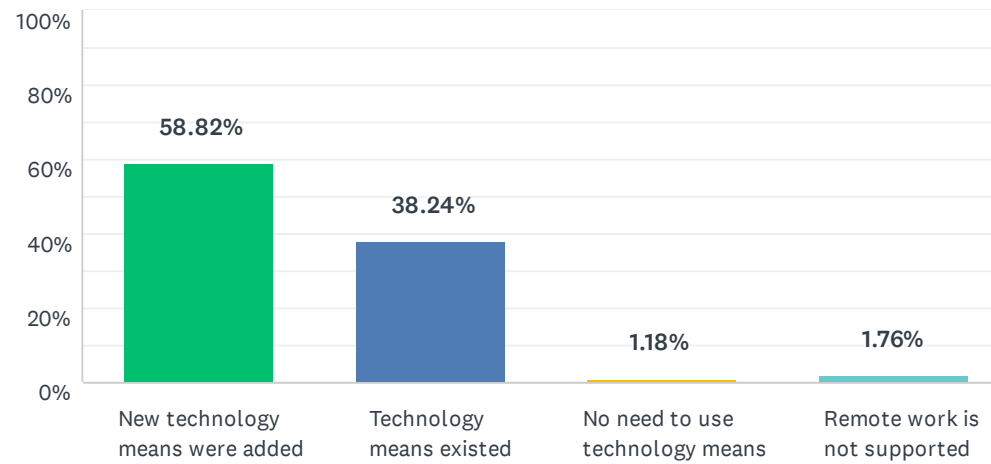
Answered: 170 Skipped: 22



ANSWER CHOICES	RESPONSES	
Employee's choice	20.59%	35
All employees have to work remotely	48.24%	82
1-3 days remote work per week	25.29%	43
No remote work is allowed	5.88%	10
TOTAL		170

Q15 Has your company switched to new technology means in order to support remote work (Soft Phones, Chatting and Remote meeting applications, etc.)?

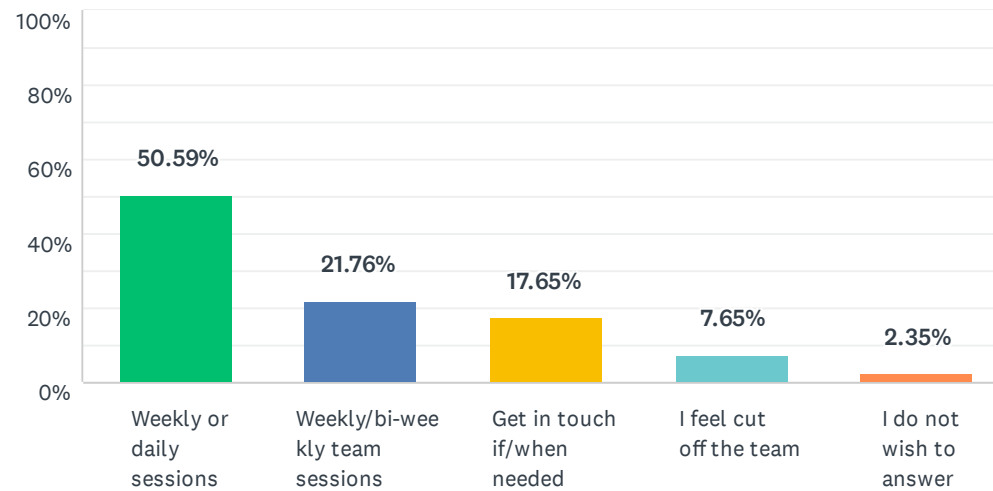
Answered: 170 Skipped: 22



ANSWER CHOICES	RESPONSES	
New technology means were added	58.82%	100
Technology means existed	38.24%	65
No need to use technology means	1.18%	2
Remote work is not supported	1.76%	3
TOTAL		170

Q16 Working remotely, do you feel connected to your manager and your team (in case you are a team leader)?

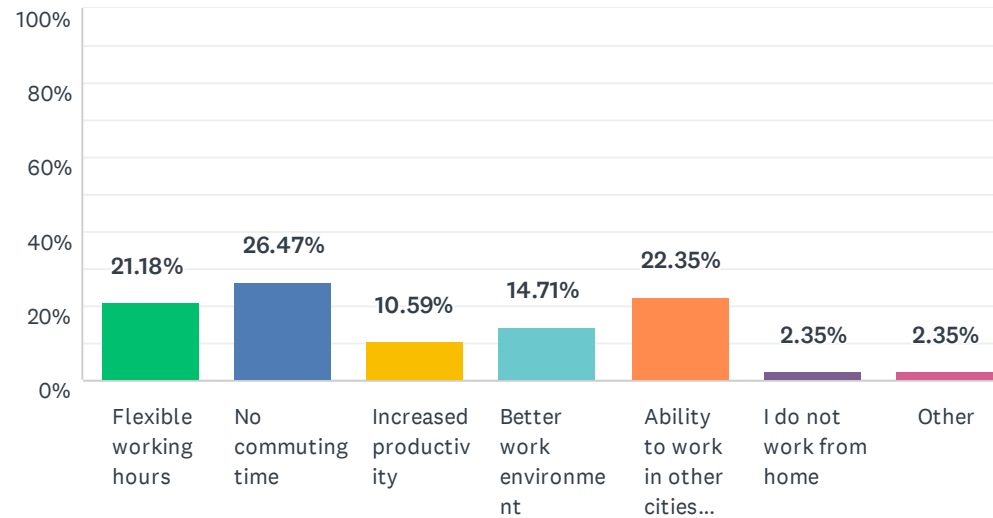
Answered: 170 Skipped: 22



ANSWER CHOICES	RESPONSES	
Weekly or daily sessions	50.59%	86
Weekly/bi-weekly team sessions	21.76%	37
Get in touch if/when needed	17.65%	30
I feel cut off the team	7.65%	13
I do not wish to answer	2.35%	4
TOTAL		170

Q17 Which one of the below is the greatest advantage of remote work?

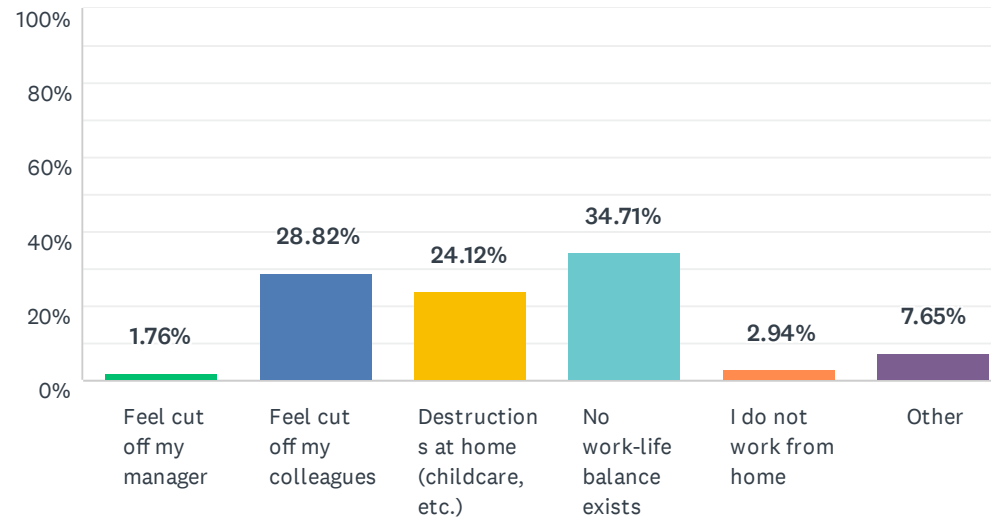
Answered: 170 Skipped: 22



ANSWER CHOICES	RESPONSES	
Flexible working hours	21.18%	36
No commuting time	26.47%	45
Increased productivity	10.59%	18
Better work environment	14.71%	25
Ability to work in other cities, countries, etc.	22.35%	38
I do not work from home	2.35%	4
Other	2.35%	4
TOTAL		170

Q18 What bothers you most when working from home?

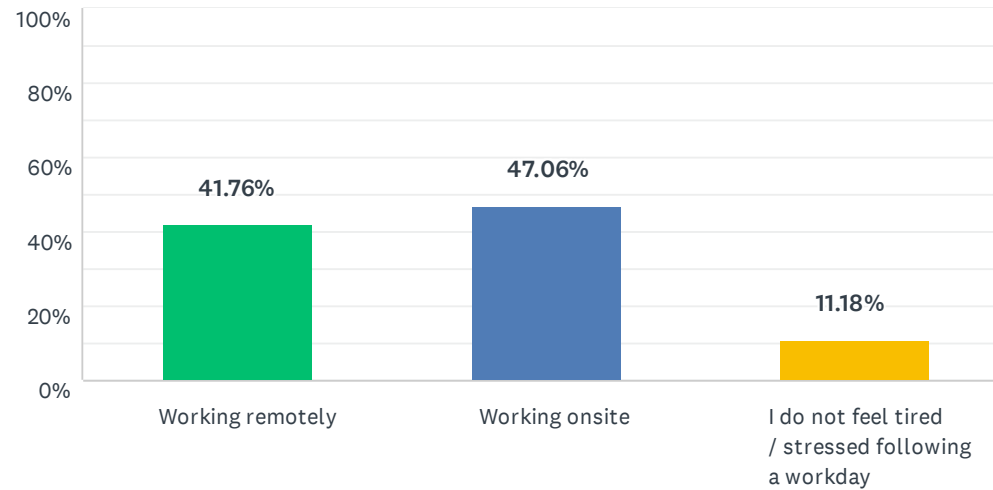
Answered: 170 Skipped: 22



ANSWER CHOICES	RESPONSES	
Feel cut off my manager	1.76%	3
Feel cut off my colleagues	28.82%	49
Destructions at home (childcare, etc.)	24.12%	41
No work-life balance exists	34.71%	59
I do not work from home	2.94%	5
Other	7.65%	13
TOTAL		170

Q19 When do you feel more tired / stressed following a workday?

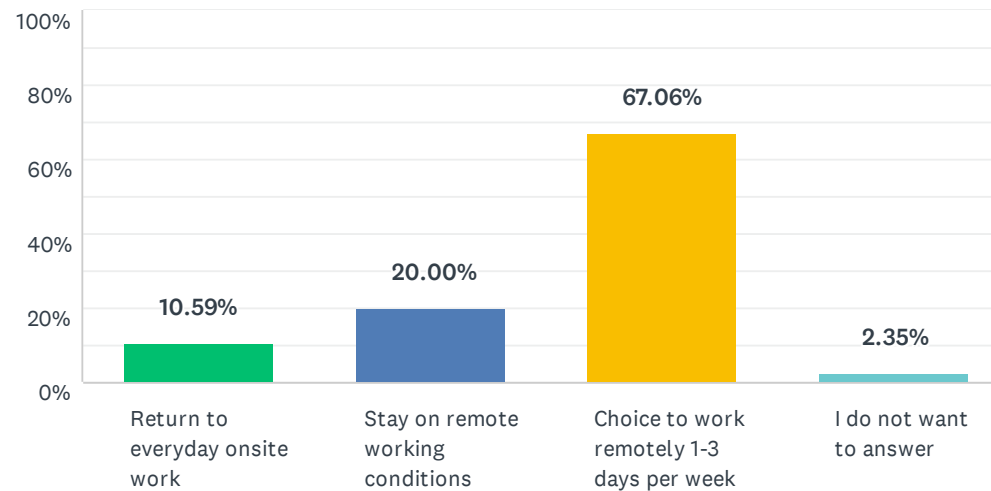
Answered: 170 Skipped: 22



ANSWER CHOICES	RESPONSES	
Working remotely	41.76%	71
Working onsite	47.06%	80
I do not feel tired / stressed following a workday	11.18%	19
TOTAL		170

Q20 Following Covid-19 pandemic crisis, what are your expectations regarding working conditions?

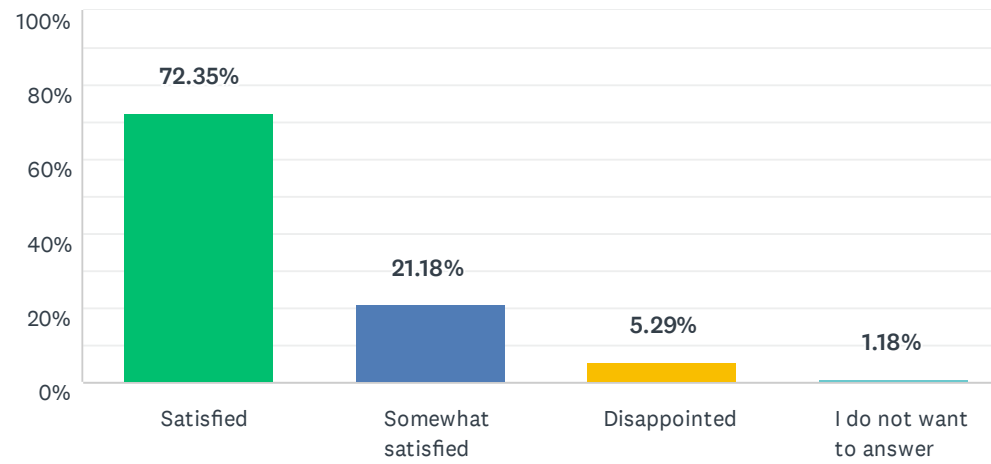
Answered: 170 Skipped: 22



ANSWER CHOICES	RESPONSES	
Return to everyday onsite work	10.59%	18
Stay on remote working conditions	20.00%	34
Choice to work remotely 1-3 days per week	67.06%	114
I do not want to answer	2.35%	4
TOTAL		170

Q21 Are you satisfied with your company's decisions and actions regarding Covid-19 pandemic crisis?

Answered: 170 Skipped: 22



ANSWER CHOICES	RESPONSES	
Satisfied	72.35%	123
Somewhat satisfied	21.18%	36
Disappointed	5.29%	9
I do not want to answer	1.18%	2
TOTAL		170